



## How to bind a GNY Mainnet Wallet to an Ethereum Chain enabled Metamask wallet

Please note: A GNY Mainnet wallet once bound to one Metamask wallet with its network set to the Ethereum Chain cannot later be bound to a different Metamask wallet. Similarly a Metamask wallet with its network set to the Ethereum Chain once bound to one GNY Mainnet wallet cannot later be bound to another.

Please note that the current GNY wallet is optimised for desktop viewing only.

1. Login to your GNY wallet at <https://wallet.gny.io/#/login>
2. Select the Ethereum Swapgate option on the left hand menu.

GNY Web Wallet Latest Block Height:

- Home
- Transfer
- Delegates
- Assets
- Machine Learning
- Ethereum Swapgate**
- BSC Swapgate

Account Info

Address: G Is Locked: No

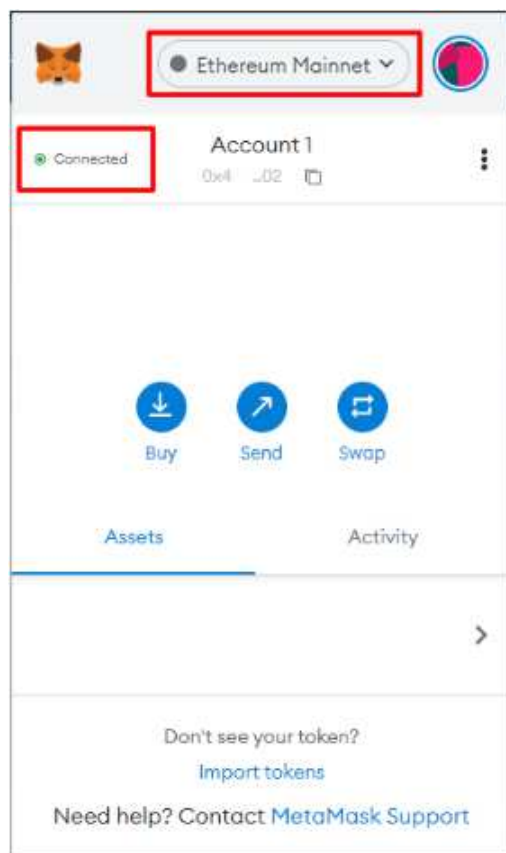
Balance: 0 GNY

You need 5 GNY to set a second password

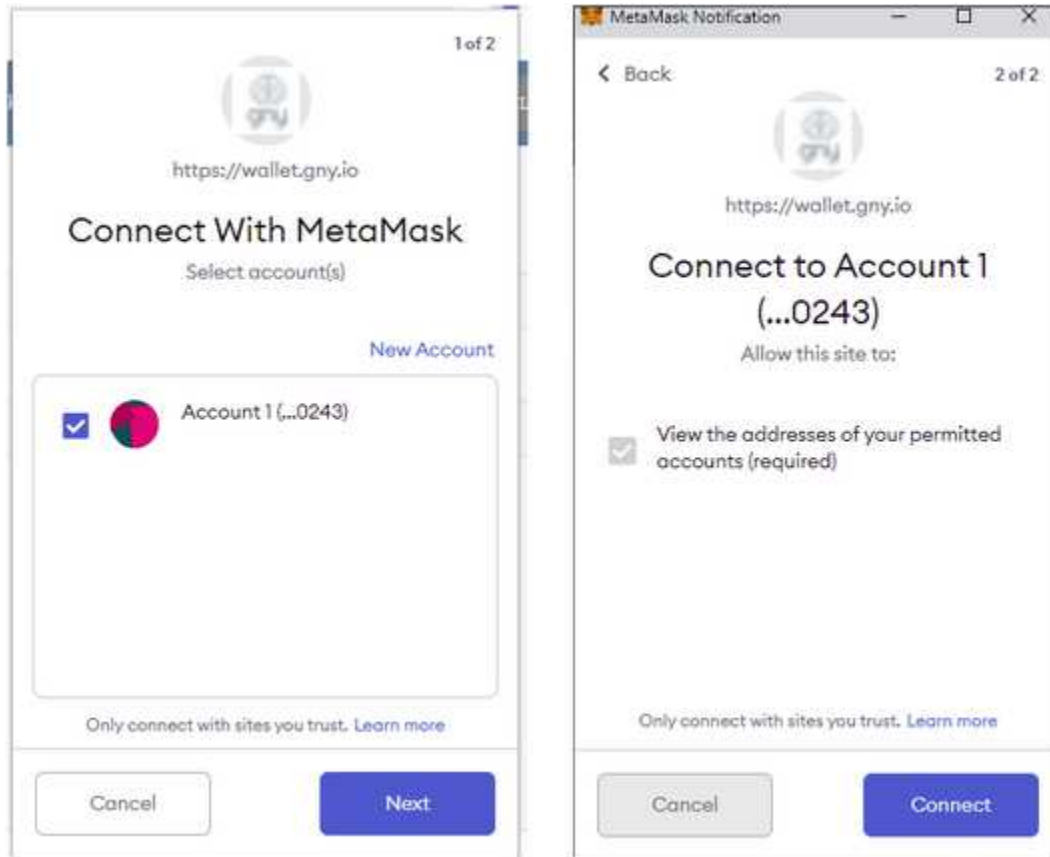
3. On the next screen click the "Connect to Metamask" button.



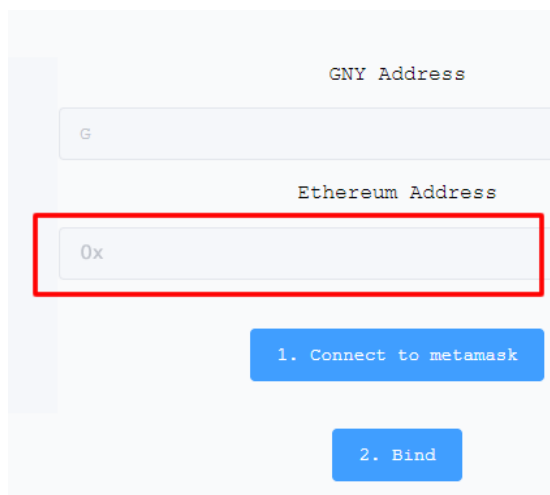
4. Please ensure the status of your Metamask wallet updates to "connected" (green dot visible). Within the network dropdown box ensure that "Ethereum Mainnet" is shown as the selected network



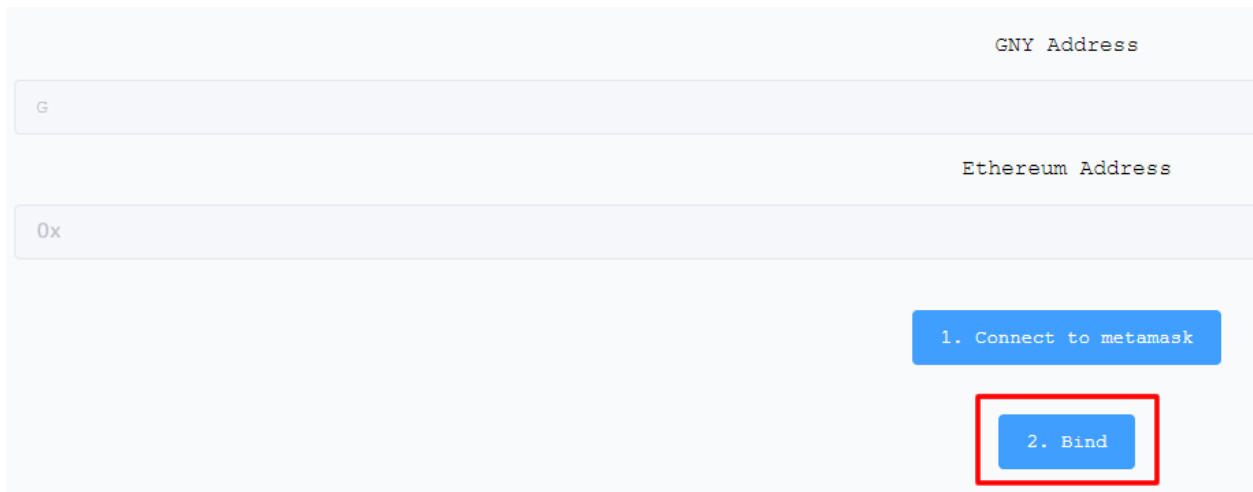
5. Approve the connection between the GNY wallet and Metamask by clicking “Next” on the Metamask notification screen, and then click “Connect” on the follow up screen.



Once the GNY wallet and Metamask wallets are connected your Metamask's Ethereum address will populate in the GNY wallet



5. Proceed to the next step by clicking the second button labeled “Bind”.



The screenshot displays a web form with two input fields. The first field is labeled "GNY Address" and contains the character "G". The second field is labeled "Ethereum Address" and contains "0x". Below these fields are two blue buttons. The first button is labeled "1. Connect to metamask" and the second button is labeled "2. Bind". The "2. Bind" button is highlighted with a red rectangular border.

Metamask will ask you to confirm.  
Click “Confirm” if the fees are acceptable.

You have now completed the binding of your GNY Mainnet Wallet to an  
Ethereum Chain enabled Metamask wallet.